

NEW

Klaes CAM

For conservatories and facades of timber/timber-alu

EVERYTHING FROM ONE SINGLE SOURCE

Control timber CNC-machines directly from Klaes 3D

Control your timber CNC-machines directly from Klaes 3D - Klaes CAM makes it possible!

There are only three components: Machine, tool and ONE software. The processes are simplified enormously by this new development.

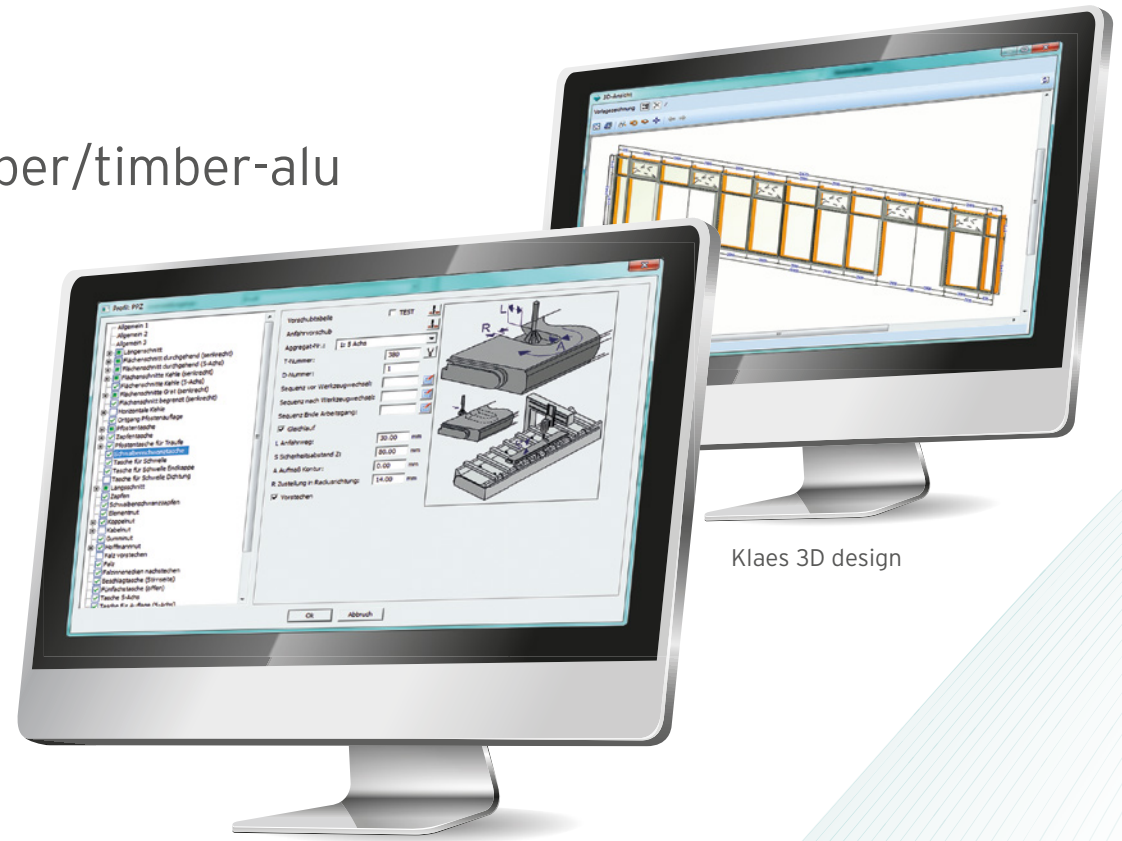
Klaes CAM allows you to see all processings on the screen in a 3D view true to the original. These processings are prepared optimally for the production in Klaes CAM.

With Klaes CAM nearly all CNC-machines/timber can be controlled, independent of the type, the clamping- or suction system.

Klaes CAM creates the CNC-machine programs automatically on the basis of default settings - you can change them manually too.








You can make settings referring to the aggregate, the used tool, the starting and stopping phases as well as further work-specific parameters.

Klaes CAM is the perfect solution for achieving the same high product quality on a CNC-machine thanks to the high data quality of Klaes 3D conservatories- and facade designs.



Klaes 3D design

Klaes CAM

-  Design software and CAM - everything from one source
-  Authentic 3D view
-  Optimized machining and processing for the production
-  Default settings can be changed manually
-  All standard CNC-machines/timber can be controlled
-  Optimal conversion on the machine
-  High manufacturing quality through partial work steps

Klaes CAM - the perfect solution for achieving the same high product quality on a CNC-machine thanks to the high data quality of Klaes 3D conservatories- and facade designs.

PERFECT QUALITY THROUGH PARTIAL WORK STEPS

To ensure a perfect quality, single processes are separated into partial work steps.

Therefore, there are, for example, no torn borders in tenon pockets due to pre-punching or pre-cutting.

AUTOMATIC CALCULATION OF POSITIONS

The clamping- and suction positions, based on the processing-, aggregate- and tool geometries, are calculated automatically.

GRAPHICAL DISPLAY ON THE SCREEN

The positions are displayed graphically on the screen and can be changed manually by the user.

HIGHEST QUALITY WITH MAXIMUM SPEED

Ideal conditions as well as feed rates that are tailored to the type of timber ensure a maximum quality at a maximum possible speed of operation.

MANUALLY PROCESSED DEFAULTS

At any time, the positionings can be changed and adjusted manually by the user.

PERFECT TENON POCKETS

Due to pre-punching or pre-cutting torn borders are avoided in connection with tenon pockets.